

Attachment 1: Product information for AusPAR - Camzyos - Mavacamten - Bristol-Myers Squibb Australia Pty Ltd - PM-2021-03751-1-3 FINAL 3 July 2023. This is the Product Information that was approved with the submission described in this AusPAR. It may have been superseded. For the most recent PI, please refer to the TGA website at <<https://www.tga.gov.au/products/australian-register-therapeutic-goods-artg/product-information-one>>

▼ This medicinal product is subject to additional monitoring in Australia. This will allow quick identification of new safety information. Healthcare professionals are asked to report any suspected adverse events at <https://www.tga.gov.au/reporting-problems>.

AUSTRALIAN PRODUCT INFORMATION CAMZYOS® (MAVACAMTEN)

WARNING: CAMZYOS reduces left ventricular ejection fraction (LVEF)

Prior to and during treatment with CAMZYOS regular clinical and echocardiogram monitoring are required to appropriately titrate and maintain the optimal patient dose.

Initiation of CAMZYOS in patients with LVEF <55% is not recommended. Interrupt CAMZYOS if LVEF is <50% at any visit (see section 4.2 Dose and method of administration and section 4.4 Special warnings and precautions for use).

Concomitant use of CAMZYOS with certain cytochrome P450 inhibitors or discontinuation of certain cytochrome P450 inducers may increase the risk of heart failure due to systolic dysfunction; therefore, the use of CAMZYOS is contraindicated with the following (see section 4.3 Contraindications and section 4.4 Special warnings and precautions for use):

- Moderate to strong CYP2C19 inhibitors or strong CYP3A4 inhibitors
- Moderate to strong CYP2C19 inducers or moderate to strong CYP3A4 inducers

1 NAME OF THE MEDICINE

Mavacamten

2 QUALITATIVE AND QUANTITATIVE COMPOSITION

Each 2.5 mg hard capsule contains 2.5 mg mavacamten.

Each 5 mg hard capsule contains 5 mg mavacamten.

Each 10 mg hard capsule contains 10 mg mavacamten.

Each 15 mg hard capsule contains 15 mg mavacamten.

For the full list of excipients, see section 6.1 List of Excipients.

3 PHARMACEUTICAL FORM

Hard capsule (capsule).

CAMZYOS 2.5 mg capsules

Light purple opaque cap imprinted with “2.5 mg” in black, and white opaque body imprinted with “Mava” in black, both in radial direction. Capsule size: 2.

CAMZYOS 5 mg capsules

Yellow opaque cap imprinted with “5 mg” in black, and white opaque body imprinted with “Mava” in black, both in radial direction. Capsule size: 2.

Attachment 1: Product information for AusPAR - Camzyos - Mavacamten - Bristol-Myers Squibb Australia Pty Ltd - PM-2021-03751-1-3 FINAL 3 July 2023. This is the Product Information that was approved with the submission described in this AusPAR. It may have been superseded. For the most recent PI, please refer to the TGA website at <<https://www.tga.gov.au/products/australian-register-therapeutic-goods-artg/product-information-one>>

CAMZYOS 10 mg capsules

Pink opaque cap imprinted with “10 mg” in black, and white opaque body imprinted with “Mava” in black, both in radial direction. Capsule size: 2.

CAMZYOS 15 mg capsules

Gray opaque cap imprinted with “15 mg” in black, and white opaque body imprinted with “Mava” in black, both in radial direction. Capsule size: 2.

4 CLINICAL PARTICULARS

4.1 THERAPEUTIC INDICATIONS

CAMZYOS is indicated for the treatment of adults with symptomatic NYHA class II-III obstructive hypertrophic cardiomyopathy.

4.2 DOSE AND METHOD OF ADMINISTRATION

Treatment with mavacamten should be initiated and supervised by a specialist cardiologist, or consultant physician with experience in the management of obstructive hypertrophic cardiomyopathy (HCM).

Monitoring on treatment

It is important to regularly monitor the patient’s symptoms of obstructive HCM, left ventricular outflow tract (LVOT) gradient with Valsalva manoeuvre and left ventricular ejection fraction (LVEF) using echocardiogram assessments.

Once an individualized maintenance dose is achieved, patients should be assessed every 12 weeks.

If at any visit the patient’s LVEF is < 50%, the treatment should be interrupted for 4 weeks and until LVEF returns to ≥ 50%.

Assessment of LVEF is recommended if clinical status changes or in patients with a serious intercurrent illness such as infection or arrhythmia (including atrial fibrillation or other uncontrolled tachyarrhythmia) (see 4.4 Special warnings and precautions).

Testing prior to initiation with CAMZYOS

Prior to initiating treatment with CAMZYOS, assess LVEF by echocardiography (see 4.4 Special warnings and precautions). Treatment should not be initiated in patients with LVEF < 55%.

Recommended Dosage

The recommended starting dose of CAMZYOS is 5 mg orally once daily. The capsule should be swallowed whole with water and can be taken with or without food.

Initiation of treatment

The patient should be assessed for early clinical response 4 and 8 weeks after treatment initiation.

Week 4 visit

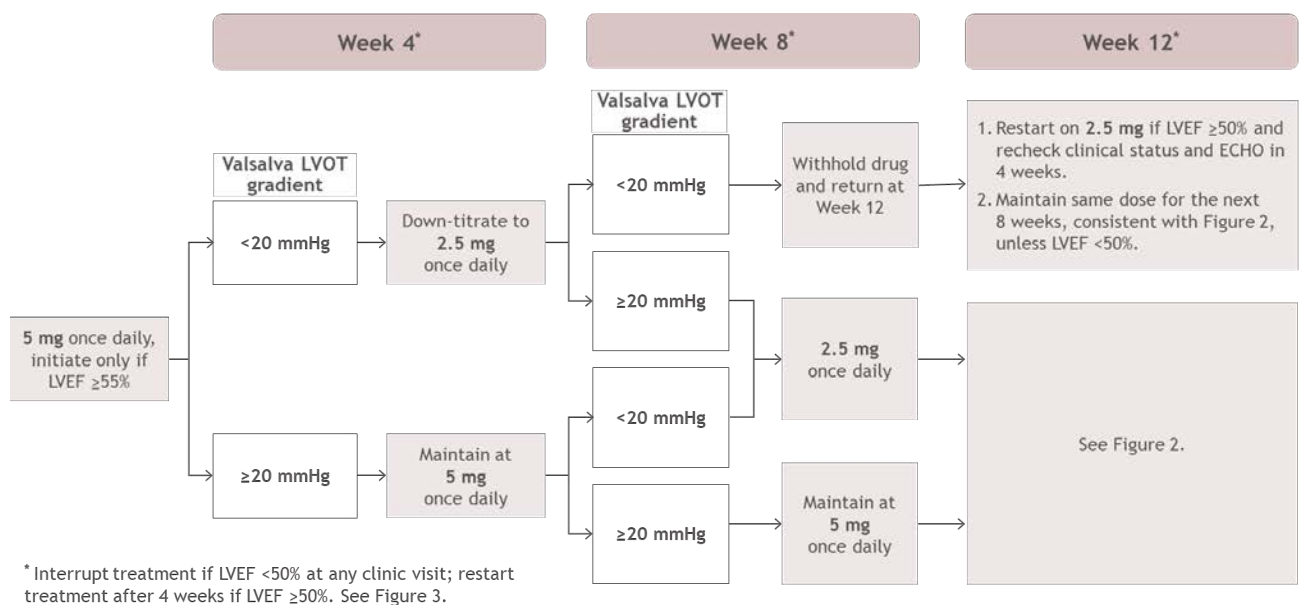
If LVOT gradient with Valsalva maneuver is < 20 mmHg, the dose should be decreased to 2.5 mg once daily. If LVOT gradient with Valsalva maneuver is ≥ 20 mmHg and LVEF remains > 50%, maintain 5 mg once daily.

Week 8 visit

If LVOT gradient with Valsalva maneuver is ≥ 20 mmHg and LVEF remains $> 50\%$, the dose of 2.5 mg or 5 mg once daily should be maintained. If LVOT gradient with Valsalva maneuver is < 20 mmHg, the dose should be decreased from 5 mg to 2.5 mg; patients who are already on the lowest 2.5 mg dose should have their treatment paused until week 12.

All patients should return at week 12 for re-assessment.

Figure 1 Initiation of Treatment



Treatment Maintenance

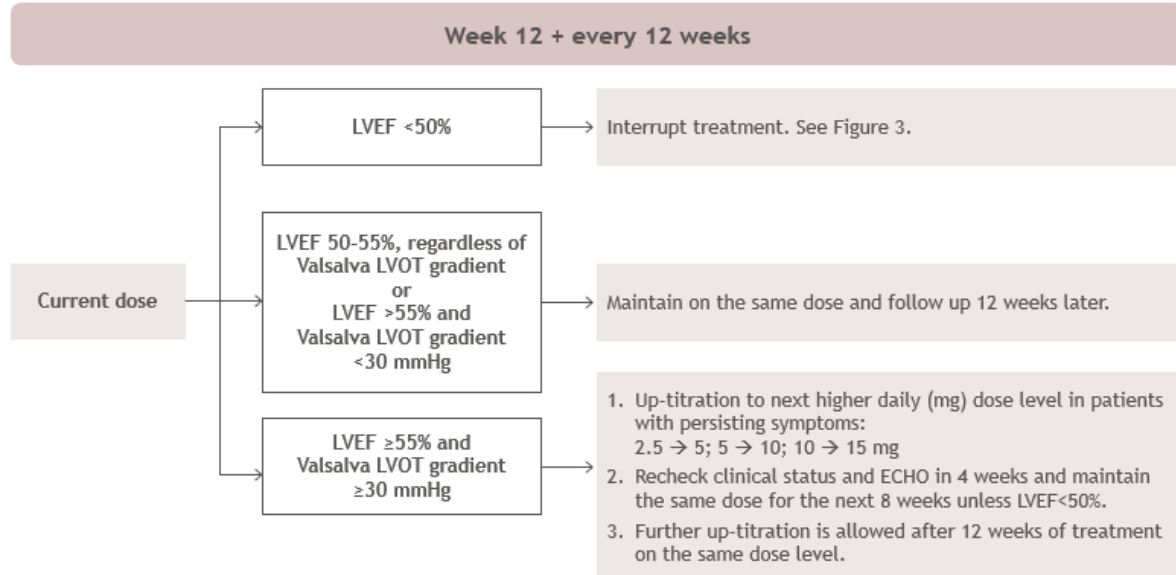
Week 12 visit

Patients should be assessed at Week 12 after initiating treatment with CAMZYOS, including echocardiogram assessment of LVOT gradient with Valsalva manoeuvre and LVEF with echocardiogram for safety. If symptoms of obstructive HCM persist and LVOT gradient with Valsalva manoeuvre is ≥ 30 mmHg, a step-wise dose increase may be considered in patients with an LVEF $\geq 55\%$.

Patients who have not had their treatment paused, and who have a LVEF $\geq 55\%$ and a LVOT gradient with Valsalva maneuver ≥ 30 mmHg may have their dose increased by one level (e.g., 2.5 to 5 mg; 5 to 10 mg). A 4-week follow-up visit is required for any dose increase. If the patients LVEF is between 50% to 55%, regardless of Valsalva LVOT gradient or LVEF $> 55\%$ and Valsalva LVOT gradient < 30 mmHg the patient should maintain their current dose.

Patients that withheld 2.5 mg treatment at week 8 should be reassessed and if LVEF $\geq 50\%$ can restart their treatment on 2.5 mg, regardless of LVOT gradient. A 4-week follow-up assessment visit will be required to determine if the patient should maintain 2.5 mg dose for 8 weeks.

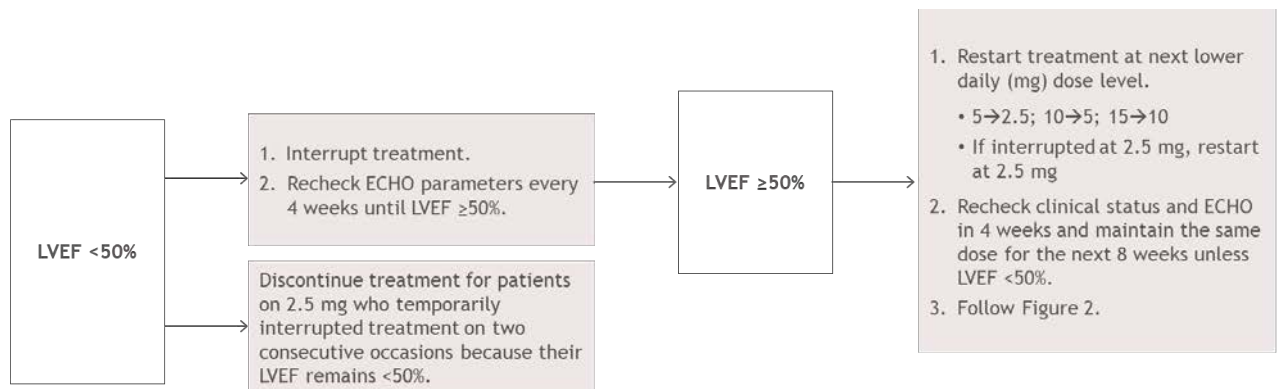
Figure 2 Treatment Maintenance



Treatment Interruption if LVEF <50%

If at any clinical visit LVEF is < 50%, treatment should be interrupted. Restart treatment after 4 weeks at one lower dose level (e.g., 5 to 2.5 mg; 10 to 5 mg; 15 to 10 mg) if LVEF ≥ 50%. Patients on 2.5 mg who temporarily interrupted treatment on two consecutive occasions because their LVEF remains < 50% should discontinue treatment.

Figure 3 Treatment Interruption at Any Clinical Visit if LVEF <50%



Subsequent 12-weekly assessment visits

The patient’s individualized daily dose of CAMZYOS will be either 2.5, 5, 10 or 15 mg. The maximum dose is 15 mg once daily.

If during future 12-weekly assessment visits the patient’s obstructive HCM symptoms have not improved and the LVOT gradient is ≥ 30 mmHg, a further dose increase by one level may be considered in patients with an LVEF ≥ 55% up to a maximum daily dose of 15 mg.

Attachment 1: Product information for AusPAR - Camzyos - Mavacamten - Bristol-Myers Squibb Australia Pty Ltd - PM-2021-03751-1-3 FINAL 3 July 2023. This is the Product Information that was approved with the submission described in this AusPAR. It may have been superseded. For the most recent PI, please refer to the TGA website at <<https://www.tga.gov.au/products/australian-register-therapeutic-goods-artg/product-information-one>>

Dose increases should not occur more frequently than every 12 weeks. Following any dose increase, LVOT gradient with Valsalva maneuver and LVEF should be assessed after 4 weeks, and the patient should return 8 weeks later (then resume 12-weekly visits).

Dose increases are not recommended if the patient is experiencing an intercurrent illness such as infections or arrhythmia (including atrial fibrillation or other uncontrolled tachyarrhythmia) which may impair systolic function.

Dose modification with concomitant medicinal products

It is recommended that patients who initiate or modify treatment with weak CYP2C19 inhibitors or moderate CYP3A4 inhibitors, consider additional monitoring of LVEF and adjust dose based on clinical assessment.

Missed or delayed doses

If a dose is missed, it should be taken as soon as possible, and the next scheduled dose should be taken at the usual time the following day. Two doses should not be taken on the same day.

Renal Impairment

No dosage adjustment is needed in patients with mild (eGFR 60 - <90 mL/min/1.73m²) to moderate (eGFR 30 - <60 mL/min/1.73m²) renal impairment. Caution should be used in patients with severe (eGFR < 30 mL/min/1.73m²) renal impairment, as CAMZYOS has not been studied in this population (see 5.2 Pharmacokinetic properties, Special populations).

Hepatic Impairment

No dosage adjustment is required for patients with mild (Child-Pugh A) to moderate (Child-Pugh B) hepatic impairment. Caution should be used in patients with severe (Child-Pugh class C) hepatic impairment, as CAMZYOS has not been studied in this population (see 5.2 Pharmacokinetic properties, Special populations).

Paediatric and adolescent

The safety and efficacy of CAMZYOS in paediatric patients aged less than 18 years of age have not been established. No data are available.

Elderly

No dosage adjustment is required in patients 65 years and older (see 5.2 Pharmacokinetic properties, Special populations).

4.3 CONTRAINDICATIONS

- Hypersensitivity to mavacamten or to any of the excipients (see section 6.1).
- Concomitant use with:
 - Moderate to strong CYP2C19 inhibitors or strong CYP3A4 inhibitors (see section 4.4 Special Warnings and Precautions for Use and section 4.5 Interactions with other medicines and other forms of interaction)
 - Moderate to strong CYP2C19 inducers or moderate to strong CYP3A4 inducers (see section 4.4 Special Warnings and Precautions for Use and section 4.5 Interactions with other medicines and other forms of interaction)

Attachment 1: Product information for AusPAR - Camzyos - Mavacamten - Bristol-Myers Squibb Australia Pty Ltd - PM-2021-03751-1-3 FINAL 3 July 2023. This is the Product Information that was approved with the submission described in this AusPAR. It may have been superseded. For the most recent PI, please refer to the TGA website at <<https://www.tga.gov.au/products/australian-register-therapeutic-goods-artg/product-information-one>>

4.4 SPECIAL WARNINGS AND PRECAUTIONS FOR USE

Heart failure with reduced ejection fraction

CAMZYOS reduces LVEF and may cause heart failure with reduced ejection fraction (HFrEF) defined as symptomatic LVEF < 50%. Patients with a serious intercurrent illness such as serious infections or arrhythmia (including atrial fibrillation or other uncontrolled tachyarrhythmia) may be at greater risk of systolic dysfunction and progress to heart failure (see 4.8 Adverse effects (Undesirable effects)). New or worsening dyspnoea, chest pain, fatigue, palpitations, leg oedema or elevations in N-terminal (NT)-pro hormone b-type natriuretic peptide (NT-proBNP) may be signs and symptoms of a reduced LVEF and should prompt an evaluation of cardiac function. LVEF should be measured prior to initiating treatment and closely monitored thereafter. Treatment with CAMZYOS should not be initiated in patients with LVEF < 55%. Treatment interruption may be necessary to ensure that LVEF remains \geq 50% (see 4.2 Dose and method of administration).

Risk of heart failure or loss of response to mavacamten due to drug-drug interactions

CAMZYOS is primarily metabolised by cytochrome P450 (CYP) 2C19 and CYP 3A4 enzymes. Concomitant administration of CAMZYOS with CYP2C19 or CYP3A4 inhibitors or inducers may lead to increased risk of HFrEF or a loss of therapeutic response (see section 4.3 Contraindications and section 4.5 Interactions with other medicines and other forms of interactions):

Prior to and during CAMZYOS treatment, the potential for drug interactions, including over-the-counter medications (such as omeprazole or esomeprazole), should be considered. Advise patients to inform their healthcare provider of all concomitant products prior to and during CAMZYOS treatment.

Concomitant use of negative inotropes

The concomitant use of CAMZYOS with disopyramide or use of CAMZYOS in patients taking beta blockers in combination with verapamil or diltiazem has not been studied. Therefore, caution should be used when taking these concomitant medications and patients should be closely monitored (see 4.5 Interactions with other medicines and other forms of interactions).

Embryo-fetal toxicity

Based on animal studies, mavacamten may cause embryo-fetal harm when administered to a pregnant woman. Women of childbearing potential and women becoming pregnant while receiving the treatment should be informed of the potential risk to the fetus. Women of childbearing potential have to use highly effective contraception during treatment with CAMZYOS and for at least 4 months after discontinuing treatment (see 4.6 Fertility, pregnancy and lactation).

Use in hepatic impairment

Caution should be used in patients with severe (Child-Pugh class C) hepatic impairment, as CAMZYOS has not been studied in this population (see section 9.3.5.2) (see 5.2 Pharmacokinetic properties, Special populations).

Use in renal impairment

Caution should be used in patients with severe ($eGFR < 30$ mL/min/1.73m²) renal impairment, as CAMZYOS has not been studied in this population (see 5.2 Pharmacokinetic properties, Special populations).

Use in the elderly

Safety, effectiveness, and pharmacokinetics were consistent between elderly patients (\geq 65 years) and younger patients (18 to < 65 years) (see 5.2 Pharmacokinetic properties, Special populations).

Attachment 1: Product information for AusPAR - Camzyos - Mavacamten - Bristol-Myers Squibb Australia Pty Ltd - PM-2021-03751-1-3 FINAL 3 July 2023. This is the Product Information that was approved with the submission described in this AusPAR. It may have been superseded. For the most recent PI, please refer to the TGA website at <<https://www.tga.gov.au/products/australian-register-therapeutic-goods-artg/product-information-one>>

Paediatric use

No data available.

Effects on laboratory tests

The effects of CAMZYOS on laboratory tests were not considered clinically significant.

4.5 INTERACTIONS WITH OTHER MEDICINES AND OTHER FORMS OF INTERACTIONS

Effect of other drugs on CAMZYOS

CAMZYOS is primarily metabolised by CYP2C19 and to a lesser extent by CYP3A4. Strong CYP3A4 inhibitors/ inducers or any CYP2C19 inhibitors/ inducers may thus affect the clearance of CAMZYOS and increase/decrease CAMZYOS plasma concentration (see 4.4 Special warnings and precautions).

CYP 2C19 and CYP 3A4 inhibitors

Coadministration of mavacamten with a weak CYP2C19 inhibitor (omeprazole) resulted in a 48% increase in mavacamten AUC_{inf} with no effect on C_{max}. Coadministration of mavacamten with a strong CYP3A4 inhibitor (itraconazole) resulted in an increase in mavacamten plasma concentration of up to 59% and 40% in AUC₀₋₂₄ and C_{max}, respectively.

Coadministration of mavacamten with a moderate CYP3A4 inhibitor (verapamil) resulted in an increase in mavacamten plasma concentration of 16% and 52% in AUC_{inf} and C_{max}, respectively.

Concomitant use with a moderate to strong CYP2C19 inhibitor or a strong CYP3A4 inhibitor is contraindicated (see section 4.3 Contraindications and section 4.4 Special warnings and precautions for use).

If initiating or adjusting the dose of a concomitant weak CYP2C19 inhibitor or moderate CYP3A4 inhibitor, increased clinical assessments and dose adjustment should be considered (see section 4.2 Dose and method of administration).

CYP 2C19 and CYP 3A4 inducers

Coadministration of mavacamten with a strong CYP2C19 and CYP3A4 inducer following a 7-day lead-in induction period, is predicted by PBPK modelling to result in a decrease in mavacamten of up to 60% and 7% in AUC_{0-t} and C_{max}, respectively in CYP2C19 normal metabolisers (NM). In CYP2C19 poor metabolisers (PM) a decrease of up to 69% and 4% in AUC_{0-t} and C_{max} was predicted. Mavacamten clearance is expected to increase for both NM and PM by 2.5-fold and 3.2-fold, respectively, under induction conditions.

Concomitant use with a moderate or strong CYP2C19 inducer or a moderate or strong CYP3A4 inducer is contraindicated (see section 4.3 Contraindications and section 4.4 Special warnings and precautions for use).

Coadministration of mavacamten with a weak CYP2C19 or a weak CYP3A4 inducer may result in a decrease in mavacamten plasma concentration. If discontinuing concomitant treatment with a weak CYP2C19 or CYP3A4 inducer, increase clinical assessments and consider a dose reduction (see section 4.2 Dose and method of administration).

Effect of CAMZYOS on CYP3A4 substrates

Coadministration of a 16-day course of mavacamten resulted in a decrease in midazolam plasma concentration. This change was not considered clinically significant. Coadministration of a 17-day

Attachment 1: Product information for AusPAR - Camzyos - Mavacamten - Bristol-Myers Squibb Australia Pty Ltd - PM-2021-03751-1-3 FINAL 3 July 2023. This is the Product Information that was approved with the submission described in this AusPAR. It may have been superseded. For the most recent PI, please refer to the TGA website at <<https://www.tga.gov.au/products/australian-register-therapeutic-goods-artg/product-information-one>>

course of mavacamten did not decrease the exposure to ethinyl oestradiol and norethindrone, which are the components of typical oral contraceptives and substrates for CYP3A4.

Effect of mavacamten on other CYP substrates

Based on pre-clinical data, mavacamten is not an inhibitor of CYP 1A2, 2B6, 2C8, 2D6, 2C9, 2C19, or 3A4 at clinically relevant concentrations.

In vitro, mavacamten is an inducer of CYP 2B6, and 3A4, 2C8, 2C19 and 2C9.

Effect of mavacamten on transporters

In vitro data indicate that mavacamten is not an inhibitor of major efflux transporters (P-gp, BCRP, BSEP, MATE1, or MATE2-K) or major uptake transporters (organic anion transporting polypeptides [OATPs], organic cation transporters [OCTs], or organic anion transporters [OATs]) at therapeutic concentrations.

Other interactions

Drugs that reduce cardiac contractility

In the EXPLORER HCM study, 119 of 123 patients who received CAMZYOS received concomitant treatment with either beta blockers, verapamil, or diltiazem (see 5.1 Pharmacodynamic properties, Clinical Trials). There is limited information available on the potential for a pharmacodynamic (PD) interaction between CAMZYOS and other drugs that also reduce cardiac contractility. If treatment with a new negative inotrope is initiated, or if the dose of a negative inotrope is increased, in a patient receiving CAMZYOS, close medical supervision with echocardiographic monitoring of LVEF should be provided until stable doses and clinical response have been achieved (see 4.4 Special warnings and precautions).

4.6 FERTILITY, PREGNANCY AND LACTATION

Effects on fertility

In reproductive toxicity studies, there was no evidence of effects of mavacamten on mating and fertility in male or female rats or on the viability and fertility of offspring of dams at any dose tested. Plasma exposures (AUC) of mavacamten at the highest doses tested are less than in humans at the maximum recorded human dose (MRHD).

Use in pregnancy (Category D)

There are no adequate data on the developmental risk associated with the use of CAMZYOS in pregnant females. Based on animal data, CAMZYOS may cause fetal harm when administered to a pregnant female.

CAMZYOS should not be administered to patients who are pregnant. Females of reproductive potential who undergo treatment with CAMZYOS should be informed of the potential hazard to the foetus and should be advised to avoid becoming pregnant prior to or during treatment and for at least 4 months after discontinuation.

If the patient becomes pregnant while receiving the drug, the patient should be informed of the potential hazard to the foetus.

Pregnancy testing

Confirm a negative pregnancy test in women of reproductive potential prior to initiation of treatment.

Attachment 1: Product information for AusPAR - Camzyos - Mavacamten - Bristol-Myers Squibb Australia Pty Ltd - PM-2021-03751-1-3 FINAL 3 July 2023. This is the Product Information that was approved with the submission described in this AusPAR. It may have been superseded. For the most recent PI, please refer to the TGA website at <<https://www.tga.gov.au/products/australian-register-therapeutic-goods-artg/product-information-one>>

Contraception

Advise females of reproductive potential to avoid becoming pregnant and to use highly effective contraception during treatment with CAMZYOS for at least 4 months after discontinuing treatment.

Animal data

When mavacamten was administered orally to pregnant rats during the period of organogenesis, decreased mean fetal body weight, and increases in post implantation loss and fetal malformations (visceral and skeletal) were observed in the high dose group (1.5 mg/kg/day). Visceral malformations (heart malformation in foetuses, including one total situs inversus) and increased incidences of skeletal malformations (mainly fused sternbrae) were observed. Plasma exposure (AUC) at the no effect dose for embryo-fetal development in rats and rabbits are less than those in humans at the MRHD.

When mavacamten was administered orally to pregnant rabbits during the period of organogenesis, fetal malformations (external, visceral and skeletal) were increased at doses of 1.2 mg/kg/day and higher. Visceral findings consisted of malformations of the great vessels (pulmonary trunk atresia, dilatation of pulmonary trunk) and malformations of the heart, kidney, ureter and testis at 2.0 mg/kg/day. Skeletal malformations consisted of higher incidences of fused sternbrae at 2.0 mg/kg/day. External findings consisted of cleft palate at doses of 1.2mg/kg/day and higher. Plasma exposure (AUC) at the no effect dose for embryo-fetal development in rabbits is less than those in humans at the MRHD.

Use in lactation.

It is unknown whether mavacamten or its metabolites are excreted in human milk. Because of the unknown adverse effects of mavacamten in breastfed newborns/infants, a decision must be made whether to discontinue breast-feeding during treatment and for 4 months after the last dose or to discontinue treatment, taking into account the benefit of breast-feeding for the child and the benefit of treatment for the woman.

In a pre- and post-natal development study, mavacamten was administered orally to pregnant rats from gestation Day 6 to lactation/post-partum Day 20. No adverse effects were observed in the dams or offspring exposed daily from before birth (in utero) through lactation. The maternal exposure was inferred from the embryo-fetal developmental toxicity study dosed at the same level, and the exposure was less than the MRHD.

4.7 EFFECTS ON ABILITY TO DRIVE AND USE MACHINES

CAMZYOS may have minor influence on the ability to drive and use machines. Dizziness may occur following administration of mavacamten. Patients should be advised not to drive or use machines if they experience dizziness.

4.8 ADVERSE EFFECTS (UNDESIRABLE EFFECTS)

Clinical Experience

The safety of CAMZYOS was evaluated in EXPLORER-HCM, a Phase 3, double-blind, randomized, placebo controlled, trial. Of the 251 obstructive HCM adult patients in this trial, 123 patients were treated with a daily dose of 2.5 mg, 5 mg, 10 mg or 15 mg of CAMZYOS and 128 were treated with placebo. CAMZYOS-treated patients received a median duration of exposure of 30.4 weeks (range: 1.6 to 40.3 weeks).

There were no adverse reactions leading to discontinuation. Two patients out of 123 (1.6%) in the CAMZYOS group and no patients (0%) in the placebo group discontinued trial drug. In the CAMZYOS group, the adverse events leading to discontinuation were syncope (0.8%) and atrial fibrillation (0.8%) in one patient each.

Attachment 1: Product information for AusPAR - Camzyos - Mavacamten - Bristol-Myers Squibb Australia Pty Ltd - PM-2021-03751-1-3 FINAL 3 July 2023. This is the Product Information that was approved with the submission described in this AusPAR. It may have been superseded. For the most recent PI, please refer to the TGA website at <<https://www.tga.gov.au/products/australian-register-therapeutic-goods-artg/product-information-one>>

Adverse events reported by $\geq 5\%$ of subjects in any treatment group are provided in Table 1.

Table 1 Treatment-emergent Adverse Events Reported in $\geq 5\%$ of Subjects in Any Treatment Group in pivotal clinical study

System organ class and Preferred Term	CAMZYOS (N = 123) N (%)	Placebo (N = 129) N (%)
Cardiac disorders		
Atrial fibrillation	10 (8.1)	10 (7.8)
Palpitations	7 (5.7)	10 (7.8)
Angina pectoris	3 (2.4)	7 (5.5)
Gastrointestinal disorders		
Diarrhoea	5 (4.1)	7 (5.5)
Gastroesophageal reflux disease	7 (5.7)	3 (2.3)
General disorders and administration site conditions		
Fatigue	7 (5.7)	7 (5.5)
Infections and infestations		
Nasopharyngitis	15 (12.2)	19 (14.8)
Upper respiratory tract infection	10 (8.1)	6 (4.7)
Musculoskeletal and connective tissue disorders		
Back pain	10 (8.1)	8 (6.3)
Arthralgia	7 (5.7)	2 (1.6)
Nervous system disorders		
Dizziness	26 (21.1)	17 (13.3)
Headache	15 (12.2)	10 (7.8)
Syncope	7 (5.7)	2 (1.6)
Respiratory, thoracic and mediastinal disorders		
Dyspnoea	18 (14.6)	13 (10.2)
Cough	10 (8.1)	4 (3.1)

The treatment-emergent period is defined as the date of the first dose of study drug to the date of the last dose of study drug plus 56 days.

The adverse drug reactions (ADRs) according to system organ class in MedDRA are listed in Table 2. Within each system organ class, the ADRs are presented in order of decreasing seriousness. In addition, the corresponding frequency category for each ADR is defined as: very common ($\geq 1/10$); common ($\geq 1/100$ to $< 1/10$); uncommon ($\geq 1/1,000$ to $< 1/100$); rare ($\geq 1/10,000$ to $< 1/1,000$); very rare ($< 1/10,000$).

Table 2 ADRs in patients with obstructive HCM treated with mavacamten in pivotal clinical study

System organ class	ADR	Frequency
Nervous system disorders	Dizziness	Very common
Cardiac disorders	Heart failure	Common
	Systolic dysfunction ^a	Common

^a Defined as LVEF $< 50\%$ with or without symptoms.

Effects on Systolic Function

In the EXPLORER-HCM trial, 7 (6%) patients in the CAMZYOS group and 2 (2%) patients in the placebo group experienced reversible reductions in LVEF $< 50\%$ (median 48%: range 35-49%) while on treatment. None of the 7 patients receiving mavacamten had systolic dysfunction leading to heart

Attachment 1: Product information for AusPAR - Camzyos - Mavacamten - Bristol-Myers Squibb Australia Pty Ltd - PM-2021-03751-1-3 FINAL 3 July 2023. This is the Product Information that was approved with the submission described in this AusPAR. It may have been superseded. For the most recent PI, please refer to the TGA website at <<https://www.tga.gov.au/products/australian-register-therapeutic-goods-artg/product-information-one>>

failure. In 3 of the 7 CAMZYOS patients and in 1 of the 2 placebo patients, these reductions were observed without other clinical manifestations (e.g. symptoms). In all 7 patients treated with CAMZYOS, LVEF recovered following interruption of CAMZYOS and they completed the study (see 4.4 Special warnings and precautions).

Reporting suspected adverse effects

Reporting suspected adverse reactions after registration of the medicinal product is important. It allows continued monitoring of the benefit-risk balance of the medicinal product. Healthcare professionals are asked to report any suspected adverse reactions at <http://www.tga.gov.au/reporting-problems>.

4.9 OVERDOSE

Human experience of overdose with CAMZYOS is limited. CAMZYOS has been given as a single dose of up to 144 mg in patients with HCM. There was one serious adverse reaction of vasovagal reaction, hypotension, and asystole lasting 38 seconds reported at that dose. In healthy subjects, doses of up to 25 mg have been administered for up to 25 days. Three out of 8 participants treated at the 25 mg dose level experienced 20% or greater reductions in LVEF. Systolic dysfunction is the most likely result of overdosage of CAMZYOS.

Management of overdose

If warranted, treatment of overdose with CAMZYOS consists of discontinuation of CAMZYOS treatment as well as medically supportive measures to maintain hemodynamic status (e.g. initiation of inotropic support with adrenergic agents), including close monitoring of vital signs and LVEF and management of the clinical status of the patient. Early administration of activated charcoal may be considered in case of mavacamten overdose to reduce absorption although has not been specifically studied. In patients who are not fully conscious or have impaired gag reflex, consideration should be given to administering activated charcoal via a nasogastric tube, once the airway is protected.

For information on the management of overdose, contact the Poison Information Centre on 131126 (Australia).

5 PHARMACOLOGICAL PROPERTIES

5.1 PHARMACODYNAMIC PROPERTIES

Mechanism of action

Mavacamten is a selective, allosteric, and reversible cardiac myosin inhibitor. Mavacamten modulates the number of myosin heads that can enter power-generating states, thus reducing, (or in HCM normalizing), the probability of force-producing systolic and residual diastolic crossbridge formation. Mavacamten also shifts the overall myosin population towards an energy sparing, but recruitable, super-relaxed state. Excess cross-bridge formation and dysregulation of the super-relaxed state of myosin are mechanistic hallmarks of HCM, which can result in hypercontractility, impaired relaxation, excess energy consumption, and myocardial wall stress. In HCM patients, myosin inhibition with mavacamten normalizes contractility, reduces dynamic LVOT obstruction, and improves cardiac filling pressures and biomarkers of cardiac stress, improving symptoms and exercise capacity.

LVEF

A reduction in ejection fraction is expected with mavacamten treatment. In the EXPLORERHCM trial, mean (SD) resting LVEF was 74% (6) at baseline in both treatment groups. Consistent with the mechanism of action of CAMZYOS, reductions in mean (SD) absolute change from baseline in LVEF was -4% (8) in the CAMZYOS group and 0% (7) in the placebo group over the 30-week treatment

Attachment 1: Product information for AusPAR - Camzyos - Mavacamten - Bristol-Myers Squibb Australia Pty Ltd - PM-2021-03751-1-3 FINAL 3 July 2023. This is the Product Information that was approved with the submission described in this AusPAR. It may have been superseded. For the most recent PI, please refer to the TGA website at <<https://www.tga.gov.au/products/australian-register-therapeutic-goods-artg/product-information-one>>

period. At Week 38, following an 8-week interruption of trial drug, mean LVEF was similar to baseline for both treatment groups.

LVOT obstruction

In the EXPLORER-HCM trial, patients achieved significant reductions in mean resting and provoked (Valsalva) LVOT gradient by Week 4 which were sustained throughout the 30-week trial. At Week 30, the mean (SD) change from baseline in resting and Valsalva LVOT gradients were 39 (29) mmHg and -49 (34) mmHg, respectively, for the CAMZYOS group and -6 (28) mmHg and -12 (31) mmHg, respectively, for the placebo group. The clinically significant reductions in LVOT gradient were mediated by the mechanism of action of mavacamten, which resulted in small decreases in LVEF, attenuating the hypercontractility typical of obstructive HCM while maintaining LVEF within the normal range. The reductions in LVOT gradient while maintaining stable heart rate and systemic blood pressure demonstrate improvement in forward blood flow. At Week 38, following 8 weeks of trial drug washout, mean LVEF and LVOT gradients were similar to baseline for both treatment groups.

Cardiac Structure

In EXPLORER-HCM trial, echocardiographic measurements of cardiac structure showed a mean (SD) reduction from baseline at Week 30 in left ventricular mass index (LVMI) in the mavacamten group of -7.4 (17.8) g/m² versus an increase in LVMI in the placebo group of 9.0 (15.3) g/m². There was also a mean (SD) reduction from baseline in left atrial volume index (LAVI) in the mavacamten group -7.5 (7.8) mL/m² versus no change in the placebo group with -0.1 (8.7) mL/m².

Cardiac Electrophysiology

In HCM, the QT interval may be intrinsically prolonged due to the underlying disease, in association with ventricular pacing, or in association with drugs with potential for QT prolongation commonly used in HCM population. An exposure-response analysis across all clinical studies in HCM patients has shown a concentration-dependent shortening of the QTcF interval. The mean placebo corrected change from baseline in obstructive HCM patients was -8.7 ms (upper and lower limit of the 90% CI -6.7 ms and -10.8 ms, respectively) at the median steady-state C_{max} of 452 ng/mL. Patients with longer baseline QTcF intervals tended to display the greatest shortening. In the EXPLORER-HCM trial, there was no evidence of an increase in clinical events suggestive of ventricular arrhythmias (e.g. sudden deaths, syncope, or seizures) in the mavacamten group compared to placebo. There is limited experience on co-administration of mavacamten with QT prolonging drugs or in patients with potassium channel variants resulting in a long QT interval.

Consistent with nonclinical findings in normal hearts, in one clinical trial in healthy subjects sustained exposure to mavacamten at supratherapeutic levels leading to marked depression of systolic function was associated with QTc prolongation (< 20 ms). No acute QTc changes have been observed at comparable (or higher) exposures after single doses.

Preclinical studies to investigate the observed QTc prolongation in healthy hearts in animals demonstrated no proarrhythmic and/or torsadogenic potential either *in vivo*, *in vitro*, and/or *in silico*, and confirmed that the QTc prolongation observed in healthy hearts is not the result of an off-target direct effect of mavacamten on late-repolarization currents like hERG ion channel activity and/or trafficking. The findings in healthy hearts are attributed to an adaptive response to the cardiac mechanical/functional changes (marked mechanical LV depression) occurring in response to myosin inhibition in hearts with normal physiology and LV contractility.

The totality of the evidence supports the conclusion that mavacamten is not torsadogenic.

Attachment 1: Product information for AusPAR - Camzyos - Mavacamten - Bristol-Myers Squibb Australia Pty Ltd - PM-2021-03751-1-3 FINAL 3 July 2023. This is the Product Information that was approved with the submission described in this AusPAR. It may have been superseded. For the most recent PI, please refer to the TGA website at <<https://www.tga.gov.au/products/australian-register-therapeutic-goods-artg/product-information-one>>

Cardiac Biomarkers

In the EXPLORER-HCM trial, reductions in a biomarker of cardiac wall stress, N-terminal pro-B-type natriuretic peptide (NT-proBNP) were observed by Week 4, and sustained through the end of treatment. The Week 30 ratio to baseline geometric mean was 0.20 for mavacamten and 1.02 for placebo (proportion of geometric mean ratio between the two arms 0.20, [95% CI: 0.17, 0.24]); therefore, the reduction in NT-proBNP after mavacamten treatment was 80% greater than for placebo.

Clinical trials

Clinical efficacy and safety

The efficacy of CAMZYOS was evaluated in a double-blind, randomised, placebo-controlled, parallel-arm, multicentre, international, Phase 3 study (EXPLORER-HCM) enrolling 251 adult patients with symptomatic NYHA class II and III obstructive HCM, LVEF \geq 55%, and LVOT peak gradient \geq 50 mmHg at rest or with provocation. The majority of patients received background HCM treatment for a total of 96% in CAMZYOS arm (beta blockers 76%, calcium channel blockers 20%) and of 87% in the placebo arm (beta blockers 74%, calcium channel blockers 13%).

Patients were randomised in a 1:1 ratio to receive either a starting dose of 5 mg of CAMZYOS (123 patients) or matching placebo (128 patients) once daily for 30 weeks. The dose was periodically adjusted based on plasma concentrations of CAMZYOS and pharmacodynamic response (decrease in LVOT gradient with Valsalva manoeuvre and maintenance of LVEF \geq 50%) to optimise patients' response. Within the dose range of 2.5 mg to 15 mg, a total of 81% (100/123) of patients were receiving either the 5 mg or 10 mg dose at the end of the treatment period, with 49% (60/123) receiving the 5 mg dose. During the study, 3 of 7 patients on CAMZYOS had LVEF $<$ 50% prior to the Week 30 visit and temporarily interrupted their dose; 2 patients resumed treatment at the same dose and 1 patient had the dose reduced from 10 mg to 5 mg.

Treatment assignment was stratified by baseline disease severity NYHA functional class (II or III), current treatment with beta blockers (yes or no), type of ergometer (treadmill or exercise bicycle) used for assessment of peak oxygen consumption (pVO₂). Patients on background dual treatment with beta blocker and calcium channel blocker treatment or disopyramide or ranolazine were excluded. Patients with known infiltrative or storage disorder causing cardiac hypertrophy that mimicked obstructive HCM, such as Fabry disease, amyloidosis, or Noonan syndrome with LV hypertrophy, were also excluded.

The baseline demographic and disease characteristics are shown in Table 3.

Table 3 Baseline demographics and disease-related characteristics in study EXPLORER-HCM

	CAMZYOS N = 123	Placebo N = 128
Demographics		
Age (years)		
Mean (minimum, maximum)	59 (26, 82)	59 (18, 81)
Sex, n (%)		
Male	66 (54)	83 (65)
Female	57 (46)	45 (35)
Mean body mass index, kg/m² (SD)	30 (5)	29 (6)
Mean heart rate, beats/min (SD)	63 (10)	62 (11)
Mean blood pressure, mmHg (SD)		
Systolic	128 (16)	128 (15)
Diastolic	75 (11)	76 (10)
Race, n (%)		
Asian	4 (3)	2 (1)

Attachment 1: Product information for AusPAR - Camzyos - Mavacamten - Bristol-Myers Squibb Australia Pty Ltd - PM-2021-03751-1-3 FINAL 3 July 2023. This is the Product Information that was approved with the submission described in this AusPAR. It may have been superseded. For the most recent PI, please refer to the TGA website at <<https://www.tga.gov.au/products/australian-register-therapeutic-goods-artg/product-information-one>>

	CAMZYOS N = 123	Placebo N = 128
Black or African American	1 (1)	5 (4)
White	115 (94)	114 (89)
Unknown/Others	3 (2)	7 (6)
Disease characteristics		
NYHA functional class, n (%)		
NYHA Class II	88 (72)	95 (74)
NYHA Class III	35 (28)	33 (26)
Background HCM treatment, n (%)		
Beta blockers	94 (76)	95 (74)
Calcium channel blockers*	25 (20)	17 (13)
Echocardiography parameters		
Mean interventricular septum thickness, mm (SD)	17 (3)	17 (3)
Systolic anterior motion of mitral valve, n (%)	97 (82)	102 (81)
Mean LAVI, mL/m ² (SD)	40 (12)	41 (14)
Mean LVEF (SD), (%)	74 (6)	74 (6)
Mean LVOT gradient with Valsalva manoeuvre, mmHg (SD)	72 (32)	74 (32)
Mean LVOT gradient post-exercise, mmHg (SD)	86 (34)	84 (36)
Other relevant cardiac history		
Atrial fibrillation, n (%)	12 (10)	23 (18)
Implantable cardioverter defibrillator (ICD), n (%)	27 (22)	29 (23)
Prior invasive septal reduction therapies, n (%)	11 (9)	8 (6)

* Non-dihydropyridine calcium channel blockers; SD=Standard deviation

The primary endpoint was comprised of a composite of change at Week 30 in exercise capacity measured by pVO₂ and symptoms measured by NYHA functional classification, defined as an improvement of pVO₂ by ≥ 1.5 mL/kg/min and an improvement in NYHA class by at least 1 OR an improvement of pVO₂ by ≥ 3.0 mL/kg/min and no worsening in NYHA class.

A greater proportion of patients met the primary endpoint at Week 30 in the CAMZYOS arm compared to the placebo arm (36.6% versus 17.2%, respectively, $p = 0.0005$) (see Table 4).

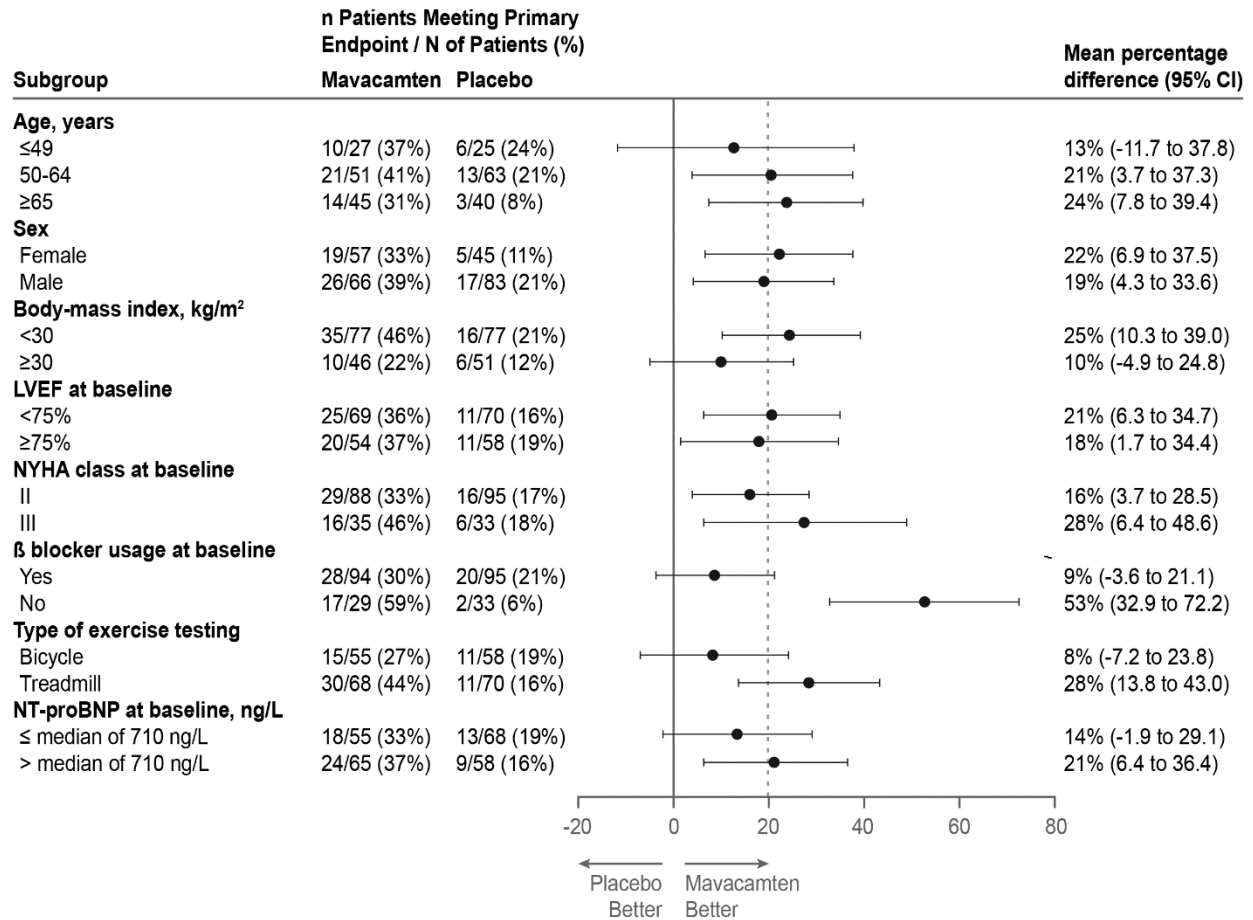
Table 4 Analysis of the primary composite endpoint

	CAMZYOS N = 123	Placebo N = 128
Patients achieving primary endpoint at Week 30, n (%)	45 (37%)	22 (17%)
Treatment difference (95% CI)	19 (8.67, 30.13)	
p-value	0.0005	
Patients with change from baseline in pVO₂ ≥ 1.5 mL/kg/min and improvement in NYHA class ≥ 1 at Week 30, n (%)	41 (33%)	18 (14%)
Treatment difference (95% CI)	19 (8.99,29.55)	
Patients with change from baseline in pVO₂ ≥ 3.0 mL/kg/min and no worsening in NYHA class at Week 30, n (%)	29 (24%)	14 (11%)
Treatment difference (95% CI)	13 (3.39, 21.89)	

A range of demographic characteristics, baseline disease characteristics, and baseline concomitant medications were examined for their influence on outcomes. Results of the primary analysis consistently favoured CAMZYOS across all subgroups analysed (Figure 4).

Attachment 1: Product information for AusPAR - Camzyos - Mavacamten - Bristol-Myers Squibb Australia Pty Ltd - PM-2021-03751-1-3 FINAL 3 July 2023. This is the Product Information that was approved with the submission described in this AusPAR. It may have been superseded. For the most recent PI, please refer to the TGA website at <<https://www.tga.gov.au/products/australian-register-therapeutic-goods-artg/product-information-one>>

Figure 4 Subgroup Analysis of the Primary Composite Functional Endpoint



The dashed vertical line represents the overall treatment effect and the solid vertical line (no effect) indicates no difference between treatment groups. Note: The figure above presents effects in various subgroups, all of which are baseline characteristics. The 95% confidence limits that are shown do not take into account the number of comparisons made and may not reflect the effect of a particular factor after adjustment for all other factors. Apparent homogeneity or heterogeneity among groups should not be over-interpreted.

The benefit of mavacamten on the primary endpoint was smaller in patients on background beta blocker therapy versus those who were not. Beta blocker therapy blunts heart rate, which attenuates improvements in pVO₂. Analyses of other secondary endpoints (symptoms, LVOT gradient) as well as other non-heart rate-dependent cardiopulmonary exercise testing measurements (VE/VCO₂ slope) suggest that patients may benefit from mavacamten treatment regardless of beta blocker use.

The treatment effects of CAMZYOS on LVOT obstruction, functional capacity, and health status were assessed by change from baseline through Week 30 in post-exercise LVOT peak gradient, change in pVO₂, proportion of patients with improvement in NYHA class, Kansas city cardiomyopathy questionnaire-23 (KCCQ-23) Clinical summary score (CSS), and Hypertrophic cardiomyopathy symptom questionnaire (HCMSQ) Shortness of breath (SoB) domain score. At Week 30, patients receiving CAMZYOS had greater improvement compared to placebo arm across all secondary endpoints (see Table 5).

Attachment 1: Product information for AusPAR - Camzyos - Mavacamten - Bristol-Myers Squibb Australia Pty Ltd - PM-2021-03751-1-3 FINAL 3 July 2023. This is the Product Information that was approved with the submission described in this AusPAR. It may have been superseded. For the most recent PI, please refer to the TGA website at <<https://www.tga.gov.au/products/australian-register-therapeutic-goods-artg/product-information-one>>

Table 5 Analysis of the secondary endpoints

	CAMZYOS	Placebo
Change from baseline post-exercise LVOT peak gradient at Week 30, mmHg	N = 123	N = 128
Mean (SD)	-47 (40)	-10 (30)
Treatment difference (95% CI)	-35 (-43, -28)	
p-value	<0.0001	
Change from baseline to Week 30 in pVO₂, mL/kg/min	N = 123	N = 128
Mean (SD)	1.4 (3)	-0.05 (3)
Treatment difference (95% CI)	1.4 (0.6, 2)	
p-value	<0.0006	
Patients with improvement of NYHA class ≥ 1 at Week 30	N = 123	N = 128
N, (%)	80 (65%)	40 (31%)
Treatment difference (95% CI)	34 (22, 45)	
p-value	<0.0001	
Change from baseline to Week 30 in KCCQ-23 CSS[†]	N = 92	N = 88
Mean (SD)	14 (14)	4 (14)
Treatment difference (95% CI)	9 (5, 13)	
p-value	<0.0001	
Baseline	N = 99	N = 97
Mean (SD)	71 (16)	71 (19)
Week 30	N = 108	N = 113
Mean (SD)	82 (16)	73 (20)
Change from baseline to Week 30 in HCMSQ SoB domain score[‡]	N = 85	N = 86
Mean (SD)	-2.8 (2.7)	-0.9 (2.4)
Treatment difference (95% CI)	-1.8 (-2.4, -1.2)	
p-value	< 0.0001	
Baseline	N = 108	N = 109
Mean (SD)	4.9 (2.5)	4.5 (3.2)
Week 30	N = 92	N = 97
Mean (SD)	2.0 (2.6)	3.7 (3.0)

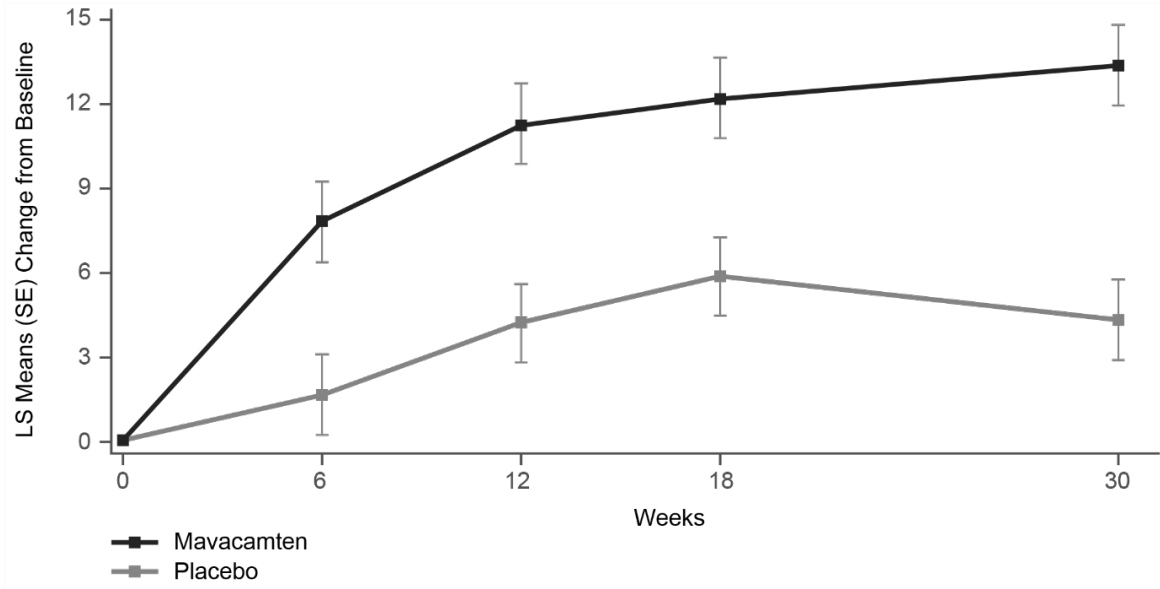
[†]The KCCQ-23 CSS is composed of the physical limitations and the total symptom burden scores of the KCCQ-23. The CSS ranges from 0 to 100, with higher scores representing better health status.

[‡] The HCMSQ SoB domain score measures frequency and severity of shortness of breath. The HCMSQ SoB domain score ranges from 0 to 18, with lower scores representing less shortness of breath.

The KCCQ-23 CSS favoured CAMZYOS compared to placebo at Week 30. The mean improvement from baseline on the KCCQ-23 CSS was greater in the CAMZYOS arm compared to placebo at Week 30 (p < 0.0001), with effects observed as early as 6 weeks (see Figure 5).

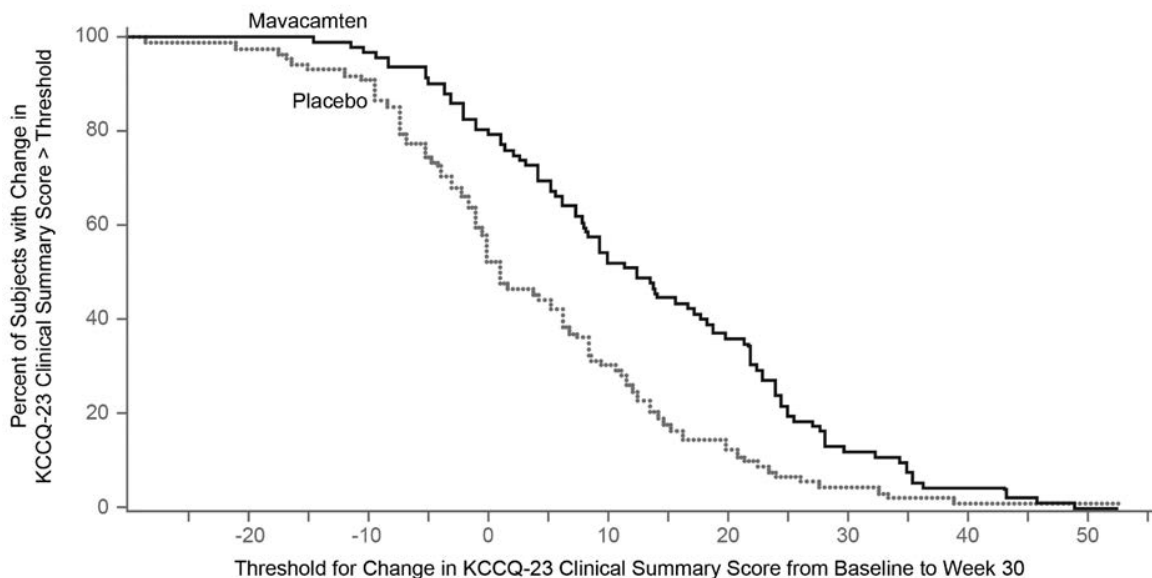
Attachment 1: Product information for AusPAR - Camzyos - Mavacamten - Bristol-Myers Squibb Australia Pty Ltd - PM-2021-03751-1-3 FINAL 3 July 2023. This is the Product Information that was approved with the submission described in this AusPAR. It may have been superseded. For the most recent PI, please refer to the TGA website at <<https://www.tga.gov.au/products/australian-register-therapeutic-goods-artg/product-information-one>>

Figure 5 KCCQ-23 CSS: Mean change from baseline over time



A greater proportion of patients taking CAMZYOS compared to placebo achieved a clinically meaningful improvement of ≥ 10 points between baseline and Week 30 in health status (symptoms and physical limitations) (see Figure 6).

Figure 6 KCCQ-23 CSS: Cumulative distribution of change from baseline to Week 30

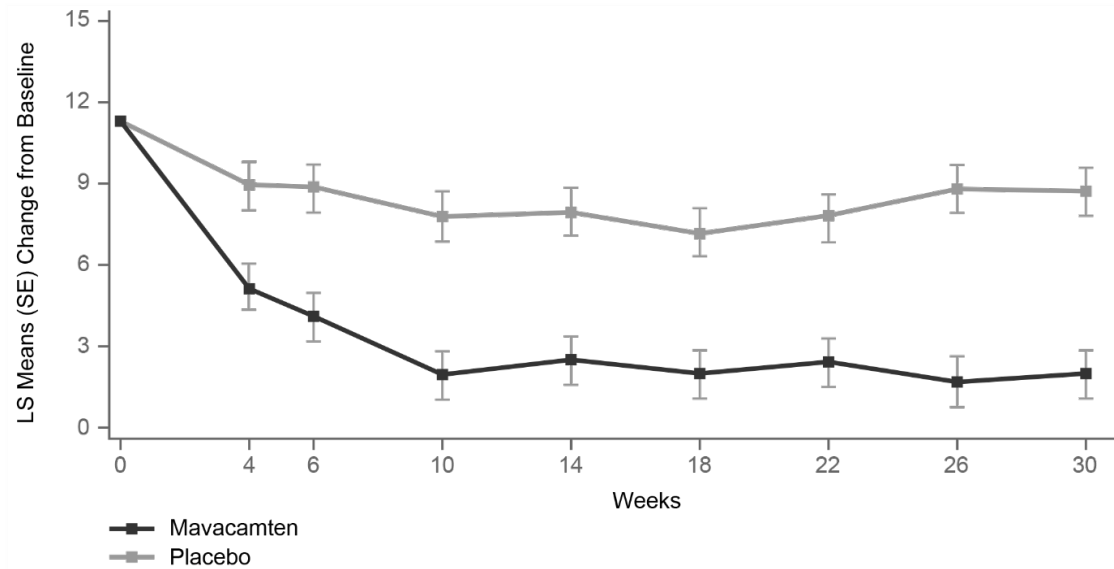


The figure displays the cumulative percentage of patients achieving a certain level of response.

The HCMSQ SoB domain favoured CAMZYOS compared to placebo at Week 30. The mean improvement from baseline on the HCMSQ SoB domain was greater in the CAMZYOS arm compared to placebo at Week 30 ($p < 0.0001$), with effects observed as early as 4 weeks (Figure 7).

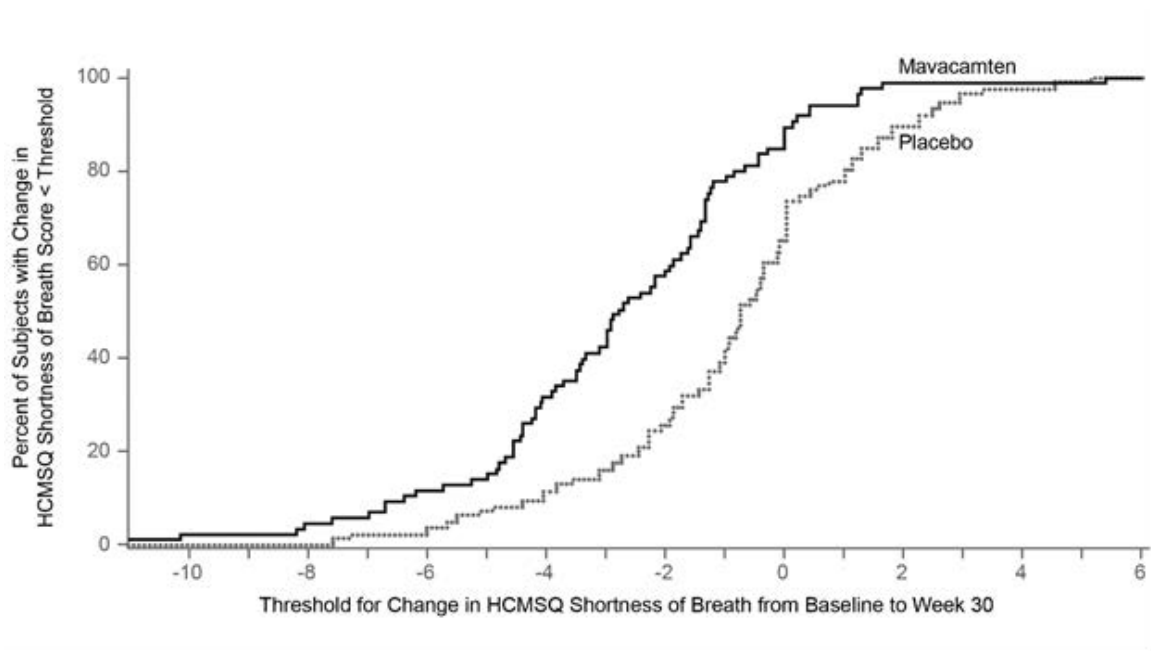
Attachment 1: Product information for AusPAR - Camzyos - Mavacamten - Bristol-Myers Squibb Australia Pty Ltd - PM-2021-03751-1-3 FINAL 3 July 2023. This is the Product Information that was approved with the submission described in this AusPAR. It may have been superseded. For the most recent PI, please refer to the TGA website at <<https://www.tga.gov.au/products/australian-register-therapeutic-goods-artg/product-information-one>>

Figure 7 HCMSQ SoB domain: Mean change from baseline over time



A greater proportion of patients taking CAMZYOS compared to placebo achieved a clinically meaningful improvement of ≤ -2.5 points between baseline and Week 30 in the HCMSQ SoB domain (Figure 8).

Figure 8 HCMSQ SoB Domain: Cumulative distribution of change from baseline to Week 30



The figure displays the cumulative percentage of patients achieving a certain level of response.

Attachment 1: Product information for AusPAR - Camzyos - Mavacamten - Bristol-Myers Squibb Australia Pty Ltd - PM-2021-03751-1-3 FINAL 3 July 2023. This is the Product Information that was approved with the submission described in this AusPAR. It may have been superseded. For the most recent PI, please refer to the TGA website at <<https://www.tga.gov.au/products/australian-register-therapeutic-goods-artg/product-information-one>>

5.2 PHARMACOKINETIC PROPERTIES

Mavacamten has a variable terminal $t_{1/2}$ that depends on CYP 2C19 metabolic status (6-9 days in normal metabolisers and 23 days in poor metabolisers). Exposure to mavacamten increased approximately dose proportionally between 2 mg and 48 mg.

Absorption

Mavacamten is readily absorbed (t_{max} of 1 hour) after oral administration with an estimated oral bioavailability of approximately 85% within the clinical dose range. The increase in mavacamten exposure is generally dose proportional after once daily doses of mavacamten (2 mg to 48 mg).

Effect of Food

A high fat, high calorie meal delayed absorption resulting in a t_{max} of 4 hours in the fed state compared to 1 hour in the fasted state. Administration with food resulted in a 13% decrease in AUC_{0-inf}, however this decrease is not considered clinically significant. CAMZYOS may be administered with or without food.

Distribution

Specific studies to assess distribution of mavacamten have not been conducted in humans, however data are consistent with a high volume of distribution. Plasma protein binding of mavacamten is 97-98% in clinical studies. The blood-to-plasma concentration ratio is 0.79.

Based upon measurements of mavacamten in semen of 10 male subjects who received either an 18.5 mg (n=4) or 25 mg (n=6) dose for up to 28 days, the mean (SD) mavacamten semen-to-plasma ratio was 0.039 (0.0047) and 0.044 (0.016), respectively.

Metabolism

Mavacamten is extensively metabolised, primarily through CYP 2C19 (74%), CYP 3A4 (18%), and CYP 2C9 (7.6%). Three metabolites have been detected in human plasma. The exposure of the most abundant metabolite MYK-1078 in human plasma was less than 4% of the exposure of mavacamten, and the other two metabolites had exposures less than 3% of the exposure of mavacamten indicating these would have minimal to no impact on the overall activity of mavacamten.

Elimination

Mavacamten is cleared from plasma primarily by metabolism through cytochrome P450 enzymes. Terminal half-life is 6-9 days in CYP 2C19 NM. Drug accumulation occurs with an accumulation ratio about 2-fold for C_{max} and about 7-fold for AUC.

At steady-state, the peak-to-trough plasma concentration ratio with once daily dosing is approximately 1.5. Intersubject pharmacokinetic (PK) variability is moderate, with a coefficient of variation for exposure in of approximately 30 to 50% for C_{max} and AUC.

CYP 2C19 PM - PM

After a single dose of 15 mg mavacamten, C_{max} and AUC_{inf} increased by 47% and 241%, respectively, in CYP 2C19 PM compared to NM. Mean half-life is prolonged in CYP 2C19 PM compared to NM (23 days vs 6-9 days, respectively). The incidence of CYP 2C19 PM ranges from approximately 2% in Caucasian to 18% in Asian populations.

Attachment 1: Product information for AusPAR - Camzyos - Mavacamten - Bristol-Myers Squibb Australia Pty Ltd - PM-2021-03751-1-3 FINAL 3 July 2023. This is the Product Information that was approved with the submission described in this AusPAR. It may have been superseded. For the most recent PI, please refer to the TGA website at <<https://www.tga.gov.au/products/australian-register-therapeutic-goods-artg/product-information-one>>

Excretion

Following a single 25 mg dose of ¹⁴C labeled mavacamten, 7% and 85% of the total radioactivity was recovered in the faeces and urine, respectively. Unchanged drug accounted for approximately 1% and 3% of the administered dose in the faeces and urine, respectively.

Special populations

No clinically significant differences in the pharmacokinetics of mavacamten were observed using population PK modelling based on age, sex, race or ethnicity.

Renal impairment

Approximately 3% of a mavacamten dose is excreted in the urine as parent drug. A population PK analysis, which comprised eGFR levels down to 29.5 mL/min/1.73m², demonstrated no correlation between renal function and exposure. A dedicated PK study has not been conducted in patients with severe renal impairment (< 30 mL/min/1.73m²) (see 4.2 Dose and method of administration).

Hepatic impairment

A single dose PK study was conducted in patients with mild (Child-Pugh Class A) or moderate (Child-Pugh Class B) hepatic impairment, as well as a control group with normal hepatic function. Mavacamten exposures (AUC) increased 3.2-fold and 1.8-fold in patients with mild and moderate impairment, respectively, compared to patients with normal hepatic function. There was no effect of hepatic function on C_{max}, consistent with no change in the rate of absorption and/or volume of distribution. A dedicated PK study has not been conducted in patients with severe (Child-Pugh Class C) hepatic impairment (see 4.2 Dose and method of administration).

Elderly

Clinical trials of CAMZYOS included 95 patients aged 65 years and over; 95/263 (36.1%) patients dosed with CAMZYOS were 65 years of age or older, and 17/263 (6.5%) were age 75 years or older. Safety, effectiveness, and pharmacokinetics were consistent between elderly patients (≥ 65 years) and younger patients (18 to < 65 years) (see 4.2 Dose and method of administration).

Paediatric and adolescent

The safety and efficacy of CAMZYOS in paediatric patients aged less than 18 years of age have not been established. No data are available.

5.3 PRECLINICAL SAFETY DATA

Genotoxicity

Mavacamten was not found to be genotoxic in a reverse mutation bacterial test (Ames test), a human *in vitro* lymphocyte clastogenicity assay, or a rat *in vivo* micronucleus assay.

Carcinogenicity

There was no evidence of carcinogenicity at the highest mavacamten doses tested in a 6-month rasH2 transgenic mouse study or a 2-year rat study. Exposures (AUC) in mice were up to 3-fold higher compared to the MRHD, while exposures (AUC) in rats were up to 0.2-fold higher compared to the maximum recommended human dose (MRHD).

Animal toxicology

The safety of mavacamten has been evaluated in rats and dogs dosed for up to 6 and 9 months, respectively. Noted toxicities, including echocardiographic findings of reduced systolic performance and cardiac dilation, death, due to heart failure, and, in rats, increased heart weights likely secondary to

Attachment 1: Product information for AusPAR - Camzyos - Mavacamten - Bristol-Myers Squibb Australia Pty Ltd - PM-2021-03751-1-3 FINAL 3 July 2023. This is the Product Information that was approved with the submission described in this AusPAR. It may have been superseded. For the most recent PI, please refer to the TGA website at <<https://www.tga.gov.au/products/australian-register-therapeutic-goods-artg/product-information-one>>

cardiac hypertrophy in response to decreased contractility, were consistent with the mavacamten mechanism of action and primary pharmacological activity. Other findings included cardiac osseous metaplasia in rats and QTc prolongation in dogs. Plasma exposures (AUC) at the no observed adverse effect level NOAEL in rats and dogs respectively are lower than those in humans at the MRHD.

6 PHARMACEUTICAL PARTICULARS

6.1 LIST OF EXCIPIENTS

Capsules:

Silicon dioxide

Mannitol

Hypromellose

Croscarmellose Sodium

Magnesium Stearate

Capsule Shell:

Gelatin

Titanium Dioxide

Black Iron Oxide

Red Iron Oxide

Yellow Iron Oxide

Printing ink

TekPrint™ SW-9008-N / SW-9009-N Black Ink

6.2 INCOMPATIBILITIES

Not applicable.

6.3 SHELF LIFE

In Australia, information on the shelf life can be found on the public summary of the Australian Register of Therapeutic Goods (ARTG). The expiry date can be found on the packaging.

6.4 SPECIAL PRECAUTIONS FOR STORAGE

Store below 30°C.

6.5 NATURE AND CONTENTS OF CONTAINER

Polyvinylchloride (PVC) / Polychlorotrifluoroethylene (PCTFE) / Aluminium foil blister containing 14 hard capsules.

Pack size 28 capsules

Attachment 1: Product information for AusPAR - Camzyos - Mavacamten - Bristol-Myers Squibb Australia Pty Ltd - PM-2021-03751-1-3 FINAL 3 July 2023. This is the Product Information that was approved with the submission described in this AusPAR. It may have been superseded. For the most recent PI, please refer to the TGA website at <<https://www.tga.gov.au/products/australian-register-therapeutic-goods-artg/product-information-one>>

6.6 SPECIAL PRECAUTIONS FOR DISPOSAL

In Australia, any unused medicine or waste material should be disposed of by taking to your local pharmacy.

6.7 PHYSICOCHEMICAL PROPERTIES

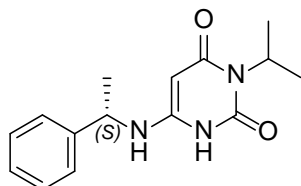
Chemical structure

The chemical name of mavacamten is 3-(1-methylethyl)-6-[[[(1S)-1-phenylethyl]amino]-2,4(1*H*,3*H*)-pyrimidinedione.

The IUPAC Name is 6-[[[(1S)-1-phenylethyl]amino]-3-propan-2-yl-1*H*-pyrimidine-2,4-dione.

The molecular formula is C₁₅H₁₉N₃O₂, and the molecular weight is 273.33 g/mol.

The chemical structure is:



CAS number

1642288-47-8

Mavacamten is a white to off-white powder that is practically insoluble in water and aqueous buffers, sparingly soluble in methanol and ethanol, and freely soluble in dimethyl sulfoxide and N-Methyl-2-pyrrolidone.

7 MEDICINE SCHEDULE (POISONS STANDARD)

Schedule 4 - Prescription Only Medicine.

8 SPONSOR

Bristol-Myers Squibb Australia Pty Ltd
4 Nexus Court, Mulgrave,
Victoria 3170, Australia.
Toll free number: 1800 067 567
Email: MedInfo.Australia@bms.com

9 DATE OF FIRST APPROVAL (ARTG ENTRY)

19 September 2022

10 DATE OF REVISION OF THE TEXT

N/A

Attachment 1: Product information for AusPAR - Camzyos - Mavacamten - Bristol-Myers Squibb Australia Pty Ltd - PM-2021-03751-1-3 FINAL 3 July 2023. This is the Product Information that was approved with the submission described in this AusPAR. It may have been superseded. For the most recent PI, please refer to the TGA website at <<https://www.tga.gov.au/products/australian-register-therapeutic-goods-artg/product-information-one>>

SUMMARY TABLE OF CHANGES

Section Changed	Summary of new information
N/A	First Version

CAMZYOS® is a registered trademark of MyoKardia Inc, a Bristol-Myers Squibb Company.